

foundit Insights Tracker

December 2025

Hiring Trends in Philippines

For any additional or custom insights, kindly email on
PR@foundit.ai



Contents

01 Key Highlights of the Month

Page 3

02 Hiring Trends - Industry

Page 4

03 Hiring Trends - Functional Area

Page 5

04 Data & Methodology

Page 6

05 About foundit APAC & Gulf

Page 7

06 Annexure

Page 8-10

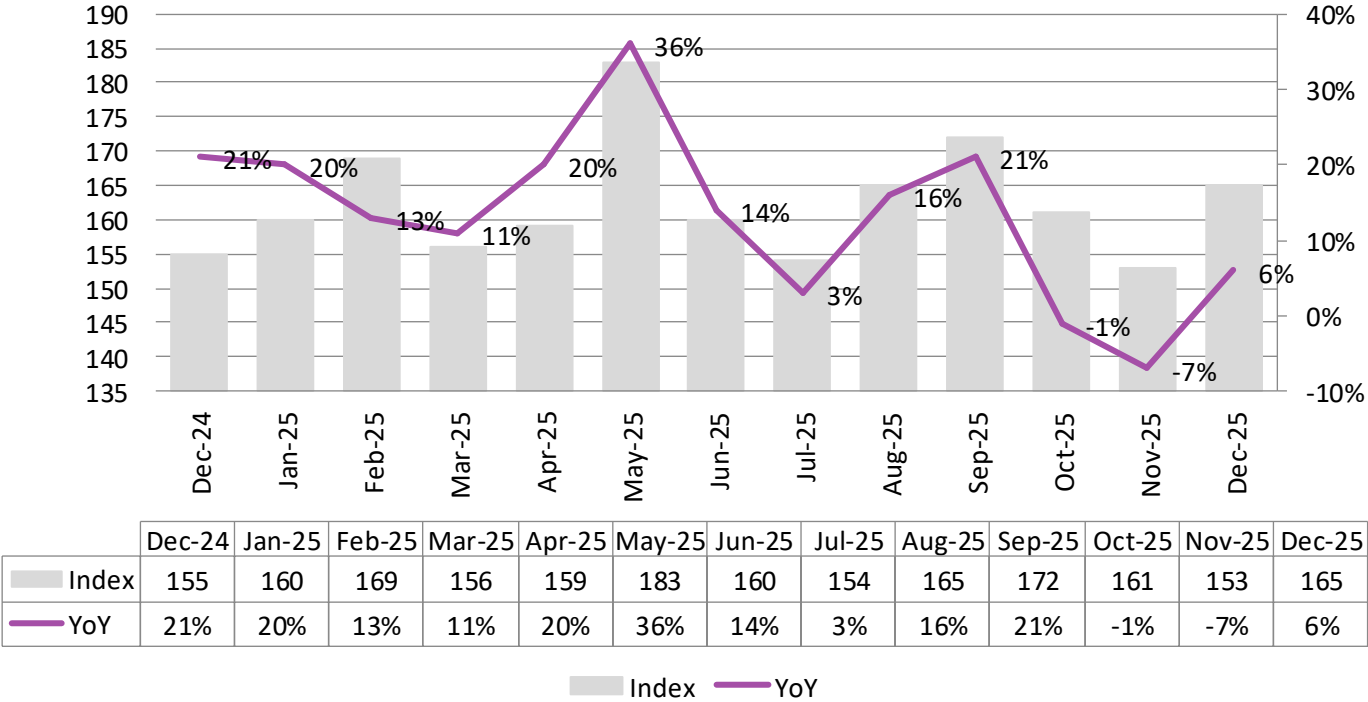


Key Highlights of the Month

Philippines saw a 6% incline in employment activity in December 2025

- ✔ Recruitment activity in December 2025 rose to 165 as per the foundit Insights Tracker, up from 155 a year earlier, a 6% increase. The December 2025 uptick reflects **year-end hiring momentum**, as employers closed critical roles ahead of Q1 while benefiting from **seasonal workforce planning**. Additionally, **continued demand in BPO/ITES, healthcare, and infrastructure**, supported by government-led job programs, helped sustain recruitment activity despite broader market caution.
- ✔ Hiring in the Philippines rose to 165 in December from 153 in November.
- ✔ Over the past three months, hiring in the Philippines grew modestly by **2%**, reflecting cautious short-term recruitment amid seasonal slowdowns. However, over six months, activity rose **7%**, driven by sustained demand in **BPO/ITES, healthcare, and logistics**, supported by government job programs and steady replacement hiring, showing overall resilience in the labor market.

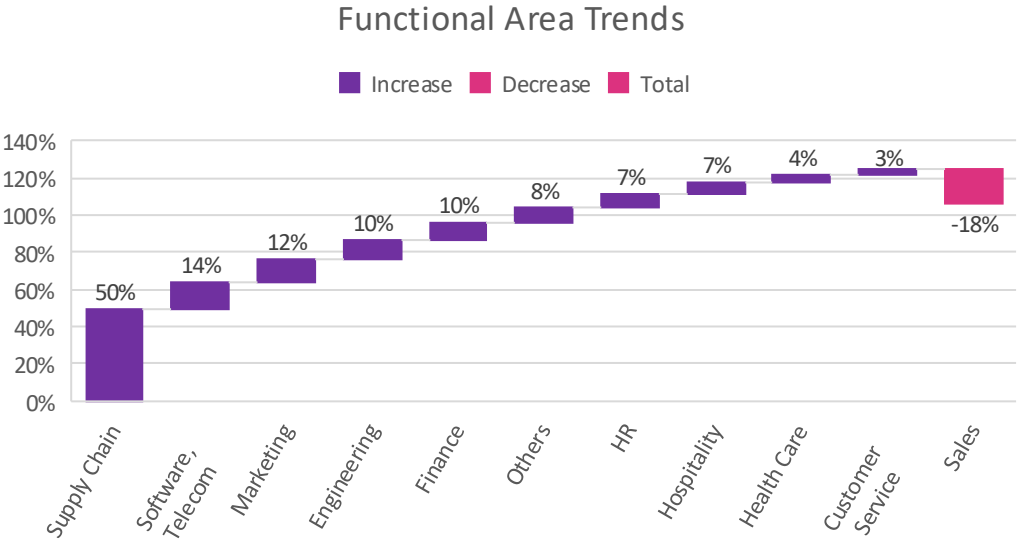
foundit Insights Tracker



Hiring Trends – Industry*

Hiring gained momentum annually in 10 of the 12 monitored industries in the month of December’25

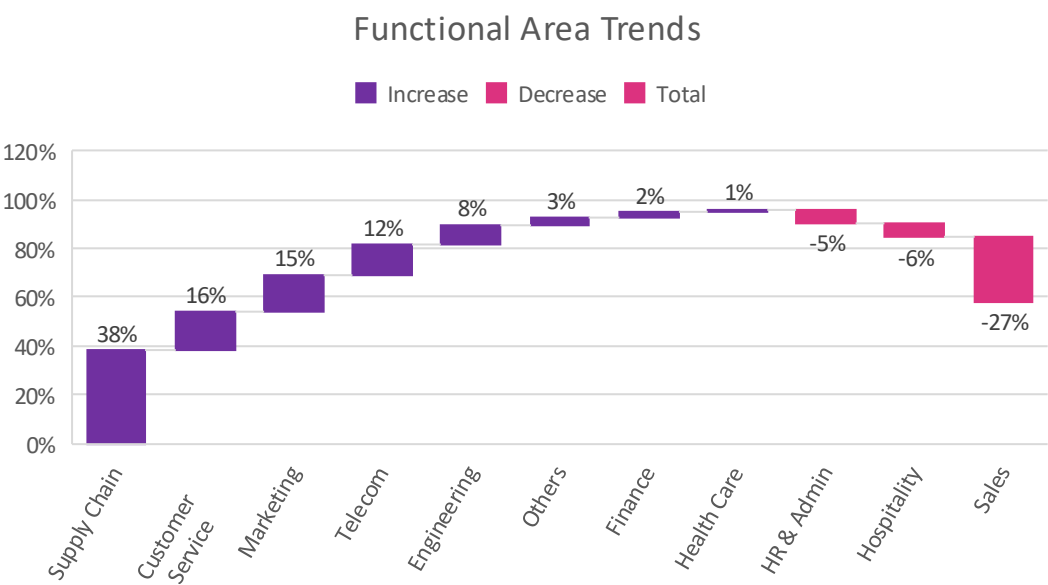
- ✓ In December 2025, healthcare, retail, and logistics led hiring in the Philippines, growing by 24%, 21%, and 18% respectively. Healthcare expanded as hospitals and clinics increased capacity and staff, retail surged due to seasonal demand and omnichannel growth, and logistics benefited from e-commerce and supply chain activity.
- ✓ Education, consumer goods/FMCG, and BPO/ITES saw the largest declines, falling by 29%, 4%, and 4% respectively. Education contracted due to budget constraints and seasonal hiring cycles, consumer goods slowed with cautious consumer spending, and BPO/ITES reduced some roles as clients optimized headcount.
- ✓ Advertising, market research, PR, media and entertainment, engineering/construction/real estate, BFSI, IT/telecom/ISP, hospitality, production/manufacturing/automotive, and other sectors posted moderate gains between 4% and 17%. These industries grew steadily due to project activity, digital transformation initiatives, marketing recovery, and sustained demand for services, reflecting overall stabilizing employer confidence.



Hiring Trends - Functional Area*

Hiring activity exceeded year-ago levels in 8 out of 10 functional areas observed by the tracker

- ✓ In December 2025, the top hiring functions in the Philippines were **Purchase/Logistics/Supply Chain (+50%)**, **Software/Hardware/Telecom (+14%)**, and **Marketing & Communications (+12%)**. Supply chain roles grew sharply due to year-end inventory and delivery demands, tech hiring increased with ongoing digital transformation, and marketing expanded with end-of-year campaigns.
- ✓ The bottom functions were **Sales & Business Development (–18%)**, **Customer Service (+3%)**, and **Health Care (+4%)**. Sales declined because of slower deal closures and cautious business forecasts, while customer service and healthcare grew only slightly, reflecting stable but limited recruitment.
- ✓ Other functions showed moderate growth: **Engineering/Production, Real Estate (+10%)**, **Finance & Accounts (+10%)**, **Others (+8%)**, **HR & Admin (+7%)**, and **Hospitality & Travel (+7%)**, driven by ongoing projects, year-end reporting, and operational staffing needs across sectors.



Data & Methodology


The foundit Insights Tracker (fit) is a comprehensive monthly analysis of online job posting activity conducted by foundit.in. Based on a real-time review of millions of employer job opportunities culled from a large, representative selection of online career outlets, fit presents a snapshot of employer online recruitment activity nationwide. In its earlier form (as Monster Employment Index), it gave a broader view of hiring trends by industry, function, location and experience levels. In its new avatar, it provides next-level insights on recruitment trends and tracks developments in demand for key skills, roles available and salary range on offer in the market.

In order to avoid excessive monthly fluctuations, the index is calculated using a volatility-adjusting formula. We publish the data in a volume index format with the base value of 100. The index describes changes in the level of online job demand against the baseline. An increase in the index indicates growth in online job availability and suggests an increase in the demand for employees by employers.

foundit Insights Tracker (formerly Monster Employment Index) was first launched in India in May 2010 with data collected since November 2009 followed by Gulf in April 2011 with data collected since November 2010; Singapore in May 2014 with data collected since February 2011; Philippines and Malaysia in May 2015 with data collected since February 2014.

foundit has taken due care in compiling and processing the data available from various sources for foundit Insights Tracker (fit), but does not guarantee the accuracy, adequacy or completeness of any information and is not responsible for any errors or omissions or action / decision taken or for the result obtained from the use of such information.

For any additional or custom insights, kindly email on
PR@foundit.ai



About foundit.in APAC & Middle East

foundit.in, formerly Monster, is a leading talent platform offering comprehensive employment solutions to recruiters and job seekers across India, SEA, and Gulf. Since its inception, the company has been assisting over 65 million registered users to find jobs, upskill, and connect with the right opportunities across 18 countries. Over the last two decades, the company has been a catalyst in the world of recruitment solutions with advanced technology, seeking to efficiently bridge the talent gap across industry verticals, experience levels, and geographies. Today, foundit.in is committed to enabling and connecting the right talent with the right opportunities by harnessing the power of deep-tech to sharpen hyper-personalised job searches, and precision hiring. foundit.in strongly believes that a job title doesn't define one's potential and leverages technology to dig deeper to curate opportunities central to the needs, aspirations, and dreams of each user.

To learn more about foundit in APAC & Gulf, visit:

www.foundit.in

www.founditgulf.com

www.foundit.sg

www.foundit.my

www.foundit.com.ph

www.foundit.hk



Annexure



Annexure: Industry Data*

| Industries | Dec-24 | Jan-25 | Feb-25 | Mar-25 | Apr-25 | May-25 | Jun-25 | Jul-25 | Aug-25 | Sep-25 | Oct-25 | Nov-25 | Dec-25 |
|--|--------|--------|--------|--------|--------|--------|--------|--------|--------|--------|--------|--------|--------|
| BPO/ITES | 289 | 300 | 310 | 264 | 279 | 299 | 270 | 259 | 274 | 315 | 287 | 271 | 277 |
| IT, Telecom/ISP | 141 | 147 | 151 | 141 | 144 | 161 | 148 | 147 | 149 | 153 | 153 | 151 | 153 |
| BFSI | 227 | 251 | 260 | 247 | 251 | 288 | 249 | 249 | 252 | 255 | 261 | 255 | 252 |
| Engineering, Construction and Real Estate | 84 | 91 | 94 | 92 | 91 | 97 | 92 | 92 | 92 | 94 | 94 | 92 | 94 |
| FMCG, Food & Packaged Food , Home Appliance, Garments/ Textiles/ Leather, Gems & Jewelry | 83 | 83 | 84 | 83 | 84 | 86 | 83 | 83 | 81 | 81 | 80 | 79 | 80 |
| Production/Manufacturing, Automotive and Ancillary | 94 | 99 | 101 | 99 | 99 | 103 | 98 | 98 | 99 | 101 | 97 | 96 | 99 |
| Retail | 181 | 197 | 209 | 200 | 199 | 216 | 198 | 206 | 202 | 204 | 205 | 201 | 219 |
| Hospitality & Travel | 98 | 111 | 110 | 104 | 106 | 121 | 102 | 94 | 107 | 110 | 102 | 103 | 104 |
| Education | 113 | 122 | 130 | 86 | 90 | 87 | 81 | 85 | 76 | 79 | 74 | 78 | 80 |
| Health Care | 149 | 173 | 184 | 169 | 167 | 192 | 190 | 191 | 193 | 207 | 193 | 183 | 185 |
| Logistic, Courier/ Freight/ Transportation, Import/Export, Shipping | 159 | 164 | 171 | 171 | 159 | 186 | 172 | 172 | 171 | 183 | 184 | 179 | 188 |
| Advertising, Market Research, Public Relations, Media and Entertainment | 142 | 156 | 165 | 152 | 152 | 161 | 146 | 146 | 152 | 154 | 170 | 179 | 166 |

Annexure: Functional Area Data*

| Functions | Dec-24 | Jan-25 | Feb-25 | Mar-25 | Apr-25 | May-25 | Jun-25 | Jul-25 | Aug-25 | Sep-25 | Oct-25 | Nov-25 | Dec-25 |
|--------------------------------------|--------|--------|--------|--------|--------|--------|--------|--------|--------|--------|--------|--------|--------|
| Software, Hardware, Telecom | 217 | 236 | 248 | 229 | 220 | 216 | 230 | 222 | 226 | 228 | 243 | 254 | 248 |
| Finance & Accounts | 244 | 269 | 272 | 262 | 251 | 274 | 255 | 254 | 263 | 268 | 274 | 264 | 268 |
| Sales & Business Development | 125 | 127 | 127 | 120 | 111 | 107 | 108 | 106 | 109 | 105 | 103 | 102 | 102 |
| Customer Service | 215 | 237 | 243 | 211 | 221 | 235 | 225 | 229 | 229 | 249 | 240 | 221 | 221 |
| Marketing & Communications | 162 | 188 | 192 | 173 | 171 | 181 | 169 | 174 | 183 | 195 | 198 | 186 | 182 |
| HR & Admin | 156 | 181 | 184 | 162 | 151 | 168 | 157 | 159 | 151 | 155 | 152 | 164 | 167 |
| Engineering /Production, Real Estate | 89 | 96 | 99 | 96 | 96 | 104 | 96 | 92 | 93 | 95 | 94 | 92 | 98 |
| Hospitality Roles | 74 | 78 | 77 | 78 | 79 | 82 | 76 | 76 | 76 | 77 | 75 | 76 | 79 |
| Medical Roles | 131 | 146 | 149 | 145 | 135 | 144 | 135 | 129 | 135 | 145 | 136 | 133 | 136 |
| Purchase/ Logistics/ Supply Chain | 133 | 176 | 183 | 187 | 169 | 196 | 183 | 183 | 193 | 215 | 194 | 191 | 199 |

Thank you

